

employ[™]



Jobvite Fall Release 2024

Release Highlights Deck



Recruiting Enhancements Coming Soon

Mark Your Calendar

- Wednesday, October 30, 2024
- New recruiting capabilities will be available in your account



Stay Informed on Jobvite Product Updates

What's New at Jobvite

Find the latest Jobvite updates, [release notes](#), feature highlights, and the webinar schedule in one centralized place.

Located in the Help Center in the Release Notes.

The screenshot shows the Jobvite website header with the logo, navigation links (System Status, Employ HireEd, Categories), and a Sign in button. The main banner features the 'JOBVITE by employ' logo, the text 'What's New & Coming Soon!', and a portrait of a woman. Below the banner is a section for 'Upcoming Events: Fall Release Webinar' with details about the date and time. The 'Fall 2024 Release' section includes a celebratory message and a paragraph describing the new features. At the bottom of this section are two buttons: 'Release Notes' and 'Release Highlights'. A blue callout box in the bottom right corner contains a cursor icon and the text 'Click to go to resource'.

NEW! Jobvite Release Matrix

Quickly learn about current (and past) releases

Search and filter Jobvite releases and new partner integrations in the [Jobvite Release Matrix](#) (must be logged in to access).

- ➔ Filter by release date, product areas, relevant roles, etc.
- ➔ Quickly see if a new feature requires in-app configuration or if it is automatically enabled
- ➔ Administrators can stay up to date with all the latest capabilities in Jobvite (matrix updated from beginning of 2024)

JOBVITE by employ™							
Feature	Release	Product	Product Area	Enablement and configuration required	Relevant Roles(s)	Description	Help Center Resource
Sync to Onboard	January-24	Evolve ATS	Onboard	Automatically Enabled	ATS Admin, Onboard Admin	A new field, Sync to Onboard , has been added to the <i>Add/Edit</i> custom field screen. When selected, it will auto-sync the field from ATS to Onboard.	Create Requisition Custom Fields
Bulk Invite Candidate to Self Schedule	January-24	Evolve ATS	Candidates	Requires Configuration	Administrator, Recruiter	Admin must enable the Microsoft Office 365 calendar integration and update the communication templates as needed. Once enabled, the Recruiters/users can bulk select up to 50 candidates and initiate the bulk action of Invite candidate Self Schedule .	Invite Candidate to Self Schedule Invite Candidate to Self Schedule Configuration
New Jobs User Experience	January-24	Evolve RM	Jobs UX	Automatically Enabled	Recruiters, Hiring Managers	Additional filters including location , full keyword search , org/division filters , and even custom fields (to support any business process) are being rolled out to support these sourcing efforts.	All Jobs Job Lists
Campaign Usability Improvements	January-24	Evolve RM	Campaigns	Automatically Enabled	Recruiters, Hiring Managers	Additional features, filters, sorting, and pagination will make it easier for Recruiters and Sourcers to use these pages. - Enhanced User Experience for Campaign Codes Pages - Enhanced User Experience for Mass SMS Page - Enhanced User Experience for Scheduled Emails Page	Manage Campaign Codes Mass Emails
Messages API	January-24	Evolve RM	CRM	Informational	All roles	Added support for Tags in POST (AddMessages)	January 2024 Release Notes
Apply Workflow	January-24	Evolve RM	Workflows	Requires Configuration	Administrator / Company Administrator	Company admins can configure Welcome Email for Employee Survey Workflow.	Workflows (Apply Workflow)
Career Site	January-24	Evolve RM	Career Sites	Requires Configuration	Administrator / Company Administrator	Edit Site Info – Allows mapping group parameters when Apply is OFF.	January 2024 Release Notes
Auto Broadcast Summary Report in Looker	January-24	Analytics	Reports	Automatically Enabled	Analyst and Reporting Stakeholders	The Auto Broadcast Summary Dashboard has been re-created in the Jobs folder in Looker so it runs off of current data models with an updated look and feel. This report displays: - What Job Broadcast (Job Distribution) activity has been occurring automatically on a job in my company? - Which Job Boards am I using for auto-broadcast, and what are the activities?	January 2024 Release Notes



A People-First Product Vision

A more personal hiring approach.

Our vision is to create people-first solutions that help your organization find and hire the best talent to meet your strategic objectives.

- **Technology that enhances the human side of recruitment**
- **Build meaningful relationships with candidates**
- **Align talent with your business goals**
- **Impactful hires for long-term success**
- **Adapt to your organization's unique needs along the way**



Core Focus Areas

Simpler Processes

Simplify recruitment processes for improved hiring outcomes and experiences.

Flexible Talent Ecosystem

Build a flexible recruitment ecosystem that easily adapts to evolving talent challenges.

Future-Ready Hiring

Leverage market insights to address future talent acquisition challenges.

Applicant Tracking



Applicant Tracking and Onboarding

Simpler Processes



Applicant Tracking

Monitor Performance with Automation Engine Logs

Access Run and Version logs for all configured Automation Engines to monitor performance and troubleshoot issues.

Requisition Filled Active ⋮ ×

Overview Version Log Run Log

Version Log

USER	MODIFIED DATE	
Test Admin	2024/09/24 09:53 AM -04:00	
EDITS MADE TO THE LOG		
Test Admin edited the AUTOMATION_FORM_COMPANY_ACTIONS AUTOMATION_FORM_COMPANY_FILTERS		
FIELD LABELS	OLD VALUE	NEW VALUE
Company Actions	Set candidate disposition to test123 Move candidate workflow state to Rejected Send candidate email Message to Candidate	Set candidate disposition to Interviewed & no match Move candidate workflow state to Rejected Send candidate email Message to Candidate
Company Filters	Requisition Status equals Closed Requisition Status equals Open	Requisition Status equals Filled
Test Admin	2024/09/20 11:26 AM -04:00	
Test Admin	2024/09/20 10:47 AM -04:00	

Requisition Filled Active ⋮ ×


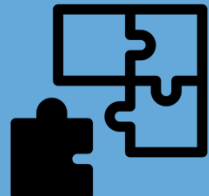

Overview Version Log Run Log

Run Log




USER	STATUS	NO. AFFECTED	LAST RUN
s9RrFhWS	Completed	6	2024/04/17 02:36 PM -04:00
NOTES ABOUT THIS RUN			
Requisition Filled ran on 2024/04/17 02:36 PM -04:00 and completed on 2024/04/17 02:36 PM -04:00.			
Download details for more information			
sQdR8gwN	Completed	3	2024/05/10 09:48 AM -04:00

1 TO 2 OF 2 ROWS PER PAGE

Automation Engine Run and Version Logs

Who is it for	Problem it solves	Benefit
		
Admins	Admins currently can't see logs for automation processes, making it difficult to check performance and fix problems.	<ul style="list-style-type: none">• Confirm automations work as intended• Find and fix process slowdowns• Track changes and actions across teams

Automation Engine Run and Version Logs

Availability	Configuration	Package and Permission
		
General Availability - October 30, 2025	No Configuration Required	Jobvite Applicant Tracking and Evolve TA Suite

Applicant Tracking

Reduce Delays with Automated Candidate Actions

Automate routine tasks based on how long a candidate stays in a workflow stage. Actions such as "set candidate disposition," "move candidate workflow state," and "send candidate message" are triggered automatically.

Reject Candidate After 15 days Active ⋮ ×

[Overview](#) [Version Log](#) [Run Log](#)

Name
Reject Candidate After 15 days

Type
AUTOMATED

Service Account User *
Admin User

When this happens
CANDIDATE

↓


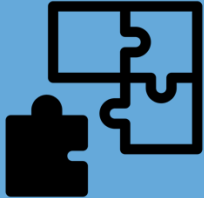

Continue if
Requisition Status equals Open
Candidate Workflow State equals Pending Rejection
Days in Workflow State equals 15

↓




Then do this
Set candidate disposition to Candidate No Response
Move candidate workflow state to Reject
Send candidate email Rejected Candidate Unresponsive

General Availability

Automated Candidate Status

Who is it for	Problem it solves	Benefit
		
<p>Admins</p>	<p>Unresponsive candidates delay the hiring process, increasing time to fill and making it hard for recruiters to manage data, track communication, and prioritize effectively. This consumes valuable time and hinders overall efficiency.</p>	<ul style="list-style-type: none"> • Reduce manual tasks and follow-up • Increase time to fill • Improve candidate communicate

Automated Candidate Status

Availability	Configuration	Package and Permission
		
General Availability - October 30, 2025	Requires Configuration: Admins will need to configure their desired Automations.	Jobvite Applicant Tracking and Evolve TA Suite

Applicant Tracking

Flexible Talent Ecosystem




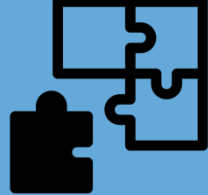

Applicant Tracking

Select Signature Order for Offer Letters




Set the order for signing offer letters. Choose whether company signs first, allowing for a final review before sending to candidates.

The screenshot shows the 'Offer Letter Generation' section of the Jobvite Applicant Tracking System. At the top, there is a navigation bar with tabs for Summary, Application, Feed, Video (0), Workflow (active), Evaluations (0), Notes (0), Messages (4), Intelligent Messaging, Tasks, and Activity. Below the navigation bar, the 'Offer Letter Generation' title is displayed. Underneath, there is a 'Select Offer Letter Template' section with a dropdown menu showing 'DocuSign_2_eSignatures.doc' and a 'Generate' button. Below this, the 'Company Signer' field is set to 'Anson Kee'. The 'Signing Order' dropdown menu is open, showing three options: 'Company signs first' (selected), 'Candidate signs first', and 'Candidate signs first'. A 'Cancel' button is located at the bottom left of the form. At the bottom of the page, there is a copyright notice: 'Copyright 2024 Jobvite, Inc. All rights reserved.'

DocuSign Signature Ordering

Who is it for	Problem it solves	Benefit
		
<p>Admins</p>	<p>Currently, recruiters can't choose who signs offer letters first. Most companies prefer internal signers to review before sending to candidates, ensuring accuracy and professionalism.</p>	<ul style="list-style-type: none"> • Catch and correct errors before candidates see the offer • Maintain a professional appearance of offer letters • Flexible process to fit different hiring workflows

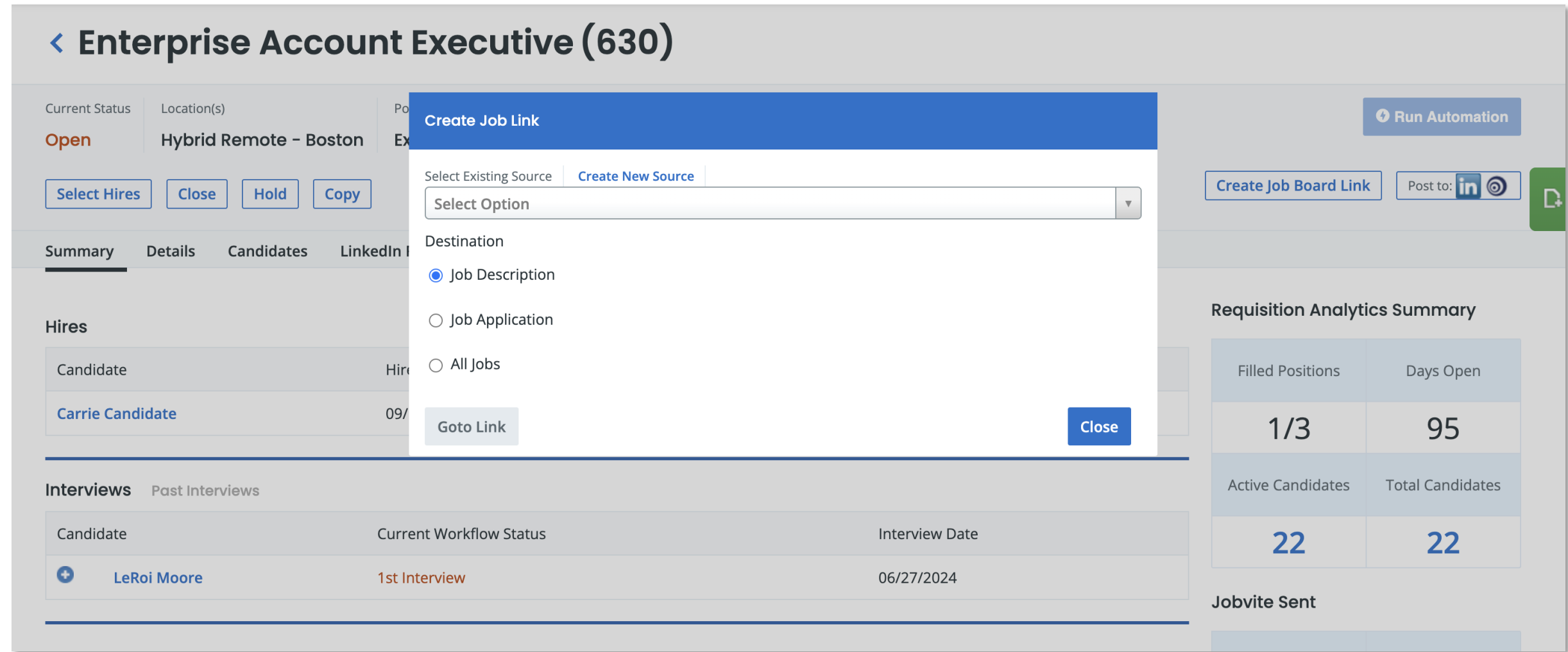
DocuSign Signature Ordering

Availability	Configuration	Package and Permission
		
Early Access	Admin will need to enable the DocuSign Integration and review/update the new Company Signer notification template.	Jobvite Applicant Tracking and Evolve TA Suite


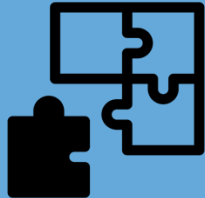

Evolve TA Suite

Generate Custom Job Board URLs for Evolve Career Websites




Create trackable job board links from the requisition details page. These links direct candidates to the Recruitment Marketing career site and accurately track application sources.



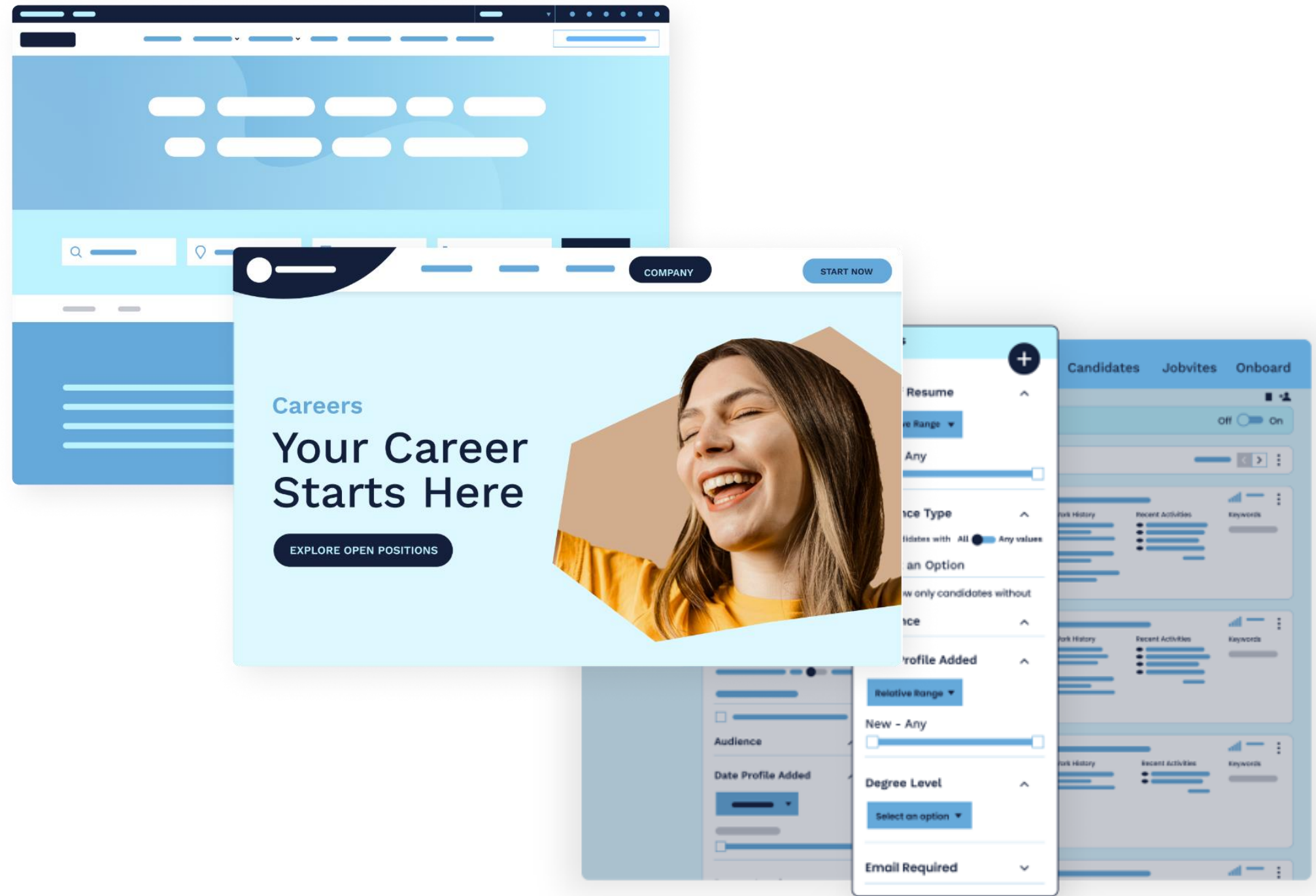
Create Job Board Link

Who is it for	Problem it solves	Benefit
		
<p>Admins</p>	<p>Evolve Talent Acquisition Suite customers can't create custom, trackable job board URLs, limiting their ability to effectively share and track job postings across various platforms.</p>	<ul style="list-style-type: none"> • Share jobs easily across multiple platforms • Track application sources accurately • Generate simple source reports for various Job Boards and Social channels

Create Job Board Link

Availability	Configuration	Package and Permission
		
Early Access	No Configuration Needed	Evolve TA Suite

Recruitment Marketing



Recruitment Marketing

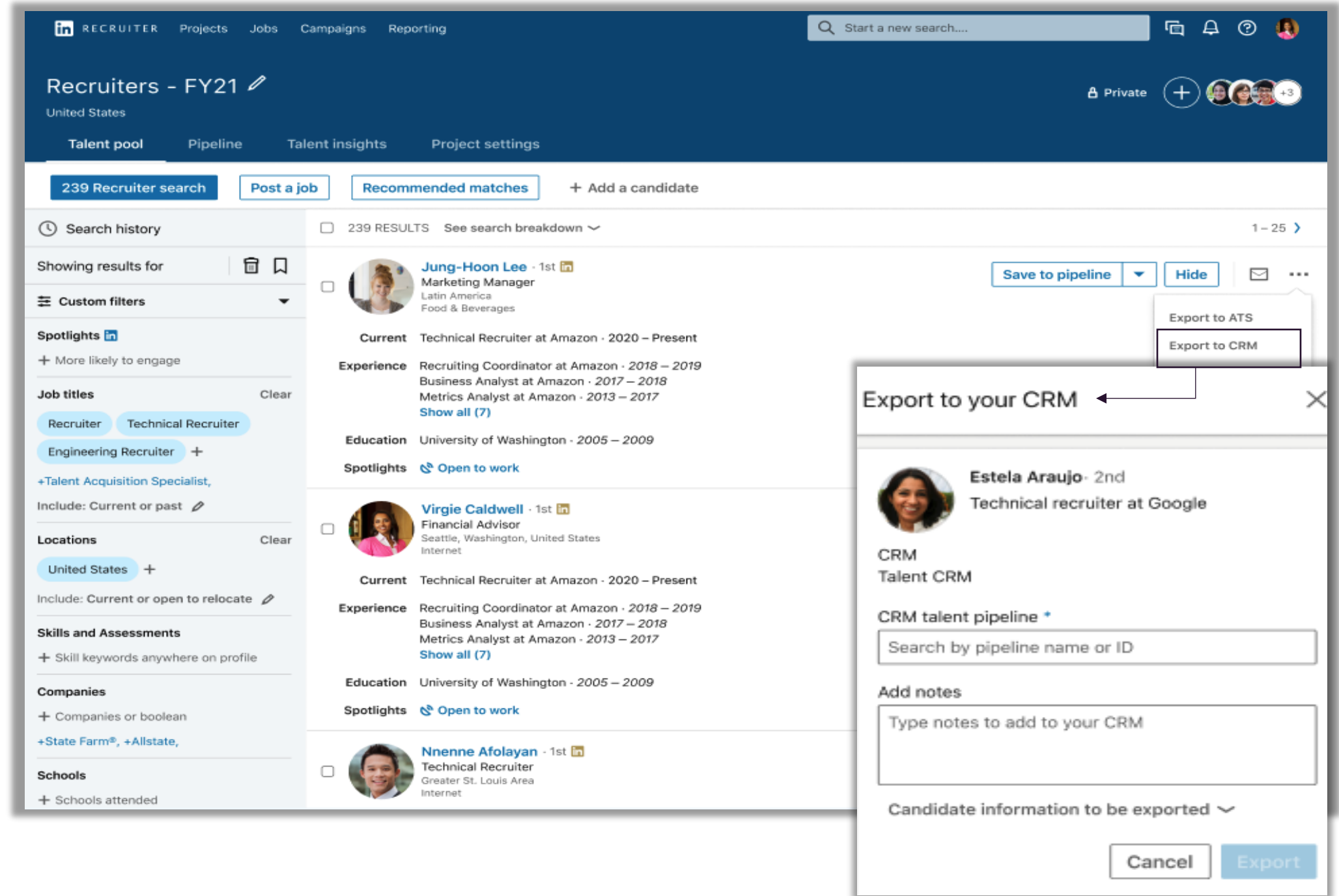
Flexible Talent Ecosystem






Recruitment Marketing

Seamlessly Integrate with LinkedIn for Reliable Candidate Insights and Personalized Outreach




Source candidates, build talent pipelines, and engage candidates more effectively using real-time LinkedIn data, all within one integrated workflow.



LinkedIn CRM Connect

Who is it for	Problem it solves	Benefit
		
<p>Admins and Recruiters</p>	<p>Roughly 53% of employers say they spend at least six hours a week on candidate sourcing, and 22% of them spend more than 11 hours. (Indeed)</p> <p>Recruiters spend too much time jumping between LinkedIn and their CRM sourcing and engaging with candidates. Recruiters need faster ways to find and nurture great talent.</p>	<ul style="list-style-type: none"> • Improve candidate quality • Elevate the candidate experience • Save time switching between systems • Centralized candidate details

LinkedIn CRM Connect

Availability	Configuration	Package and Permission
		
General Availability - October 30, 2024	Needs to be integrated with LinkedIn Recruiter	Evolve TA Suite / Recruitment Marketing and LinkedIn Recruiter

Recruitment Marketing

Simpler Processes



Recruitment Marketing

Campaign Usability Enhancements

Improved Email Campaign Management and URL Tracking

Product enhancements include delayed enrollment for ongoing email campaigns, recipient filtering for scheduled emails, and improved campaign URL list management.

The screenshot displays the 'Scheduled Email Content' interface. At the top, it shows the email subject: 'ABC Company is Hiring - {{Req.title}}', the list name: 'Unsaved Search (Source)', the scheduled date: '2024-09-20 - 11:00 AM', the scheduler: 'Andrew Cunsolo (ABC)', and the recipients: 'acunsolo+cemployee@talemetry.com+3'. The email preview features the 'EVOLVE Recruitment Marketing' logo and a blue banner with the subject line. Below the banner is a personalized message: 'Dear {{Candidate.first_name}}, I wanted to drop you a line to introduce myself - I'm { my job here at ABC Company is hiring the talent we r and make sure we continue to be the world's largest platform.' A 'Manage Email Campaigns for 25 candidates' dialog box is overlaid on the bottom right. It includes an 'Add to Email Campaign' button, a 'Select Email Campaign' dropdown, a checked checkbox for 'Delay enrollment in Ongoing Campaign', and a table with columns for 'Start Date', 'Start Time', and 'Eastern Time (US & Canada), -04:00'. The table contains one row with values '2024/08/29', '01:00pm', and 'Eastern Time (US & Canada), -04:00'. There is also a 'Remove from Email Campaign' button and another 'Select Email Campaign' dropdown. At the bottom right of the dialog are 'CANCEL' and 'SAVE' buttons.

Recruitment Marketing

Email Drip Campaign - Delay Enrollment

- Set future start dates for ongoing email campaigns
- New checkbox in Add/Remove Email Campaign dialog
- Specify date and time for the first email
- Option to delay sending instead of immediate delivery
- Note: Not available for Single Use campaigns

Manage Email Campaigns for 25 candidates

Add to Email Campaign ⓘ

Select Email Campaign ▼

Delay enrollment in Ongoing Campaign

Start Date	Start Time	
2024/08/29	01:00pm	Eastern Time (US & Canada), -04:00

Remove from Email Campaign ⓘ

Select Email Campaign

CANCEL SAVE

Recruitment Marketing

Scheduled Emails - Filter by Recipient

- Filter and manage scheduled emails by recipient
- Search candidates by name or email
- View filtered recipient lists
- Preview emails for individual or multiple recipients

Filters ×

Scheduled Date ^

30 days | 60 days | 90 days | Custom Range

Scheduled by ^

Search By Name or Email ▼

Recipient ^

Search By Name or Email ▲

- Barbara Berry**
acunsolo+bberry@talemetry.com
- bye bye**
doesits5555et02@gmail.com
- Carl Employee**
acunsolo+cemployee@talemetry.com
- John Newman**
acunsolo+jnewman123@talenttech.com
- Peter Social**
acunsolo+psocial@gmail.com

Recruitment Marketing


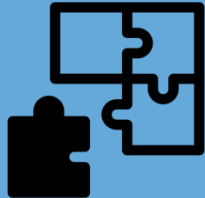

Improved Campaign URL Management

- Enhanced search across multiple fields
- New filtering options by campaign, site, and domain
- Expanded sorting capabilities
- Updated pagination for easier browsing




14 RESULTS Filters Sort By : Campaign URL ↑

LANDING URL	CAMPAIGN	CAREER SITE
http://abc-qa-careersite1.talemetrysites-qa-f2.net//test Destination: http://abc-qa-careersite1.talemetrysites-qa-f2.net//test1234	--	--
http://abc-qa-careersite1.talemetrysites-qa-f2.net//testraj Destination: http://abc-qa-careersite1.talemetrysites-qa-f2.net//testraj	--	--
http://abc-qa-careersite1.talemetrysites-qa-f2.net/0da604a8 Destination: http://abc-qa-careersite1.talemetrysites-qa.net/pages/about...	0.Campaign Test June 22	https://abc-qa-caree...
http://adins-v2.talemetrysites-qa.net/d965bf77 Destination: https://abc-qa-careersite1.talemetrysites-qa.net/pages/abou...	--	https://abc-qa-caree...
http://Facebook.com/bloom Destination: https://abc-qa-careersite1.talemetrysites-qa.net/jobs/16686...	--	https://abc-qa-caree...
http://Facebook.com/test123 Destination: https://abc-qa-careersite1.talemetrysites-qa.net/jobs/16686...	2024 demo campaign code	https://abc-qa-caree...

Campaign Usability Enhancements

Who is it for	Problem it solves	Benefit
		
<p>Admins and Recruiters</p>	<p>Current campaign capabilities lack flexibility in scheduling, recipient management, and URL tracking, making it difficult to run targeted, timely campaigns.</p>	<ul style="list-style-type: none"> • Control campaign timing with delayed enrollment option • Easily manage and review scheduled emails by recipient • Efficiently search, filter, and sort campaign URLs

Campaign Usability Enhancements

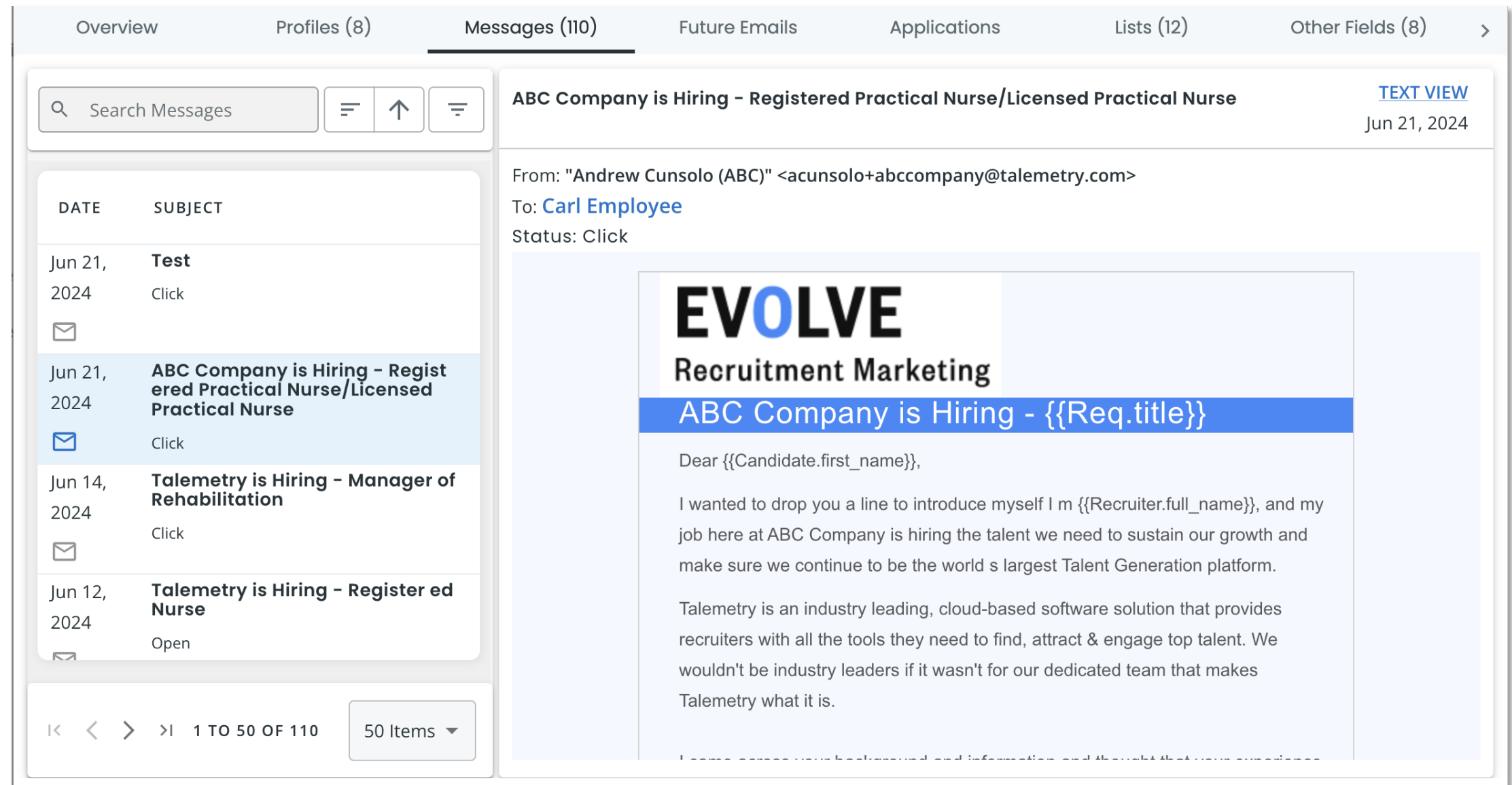
Availability	Configuration	Package and Permission
		
General Availability - October 30, 2024	No Configuration Needed	Evolve TA Suite / Recruitment Marketing

Recruitment Marketing

CRM Upgrades

Improve Candidate Management with Enhanced Messaging and Advanced Filtering

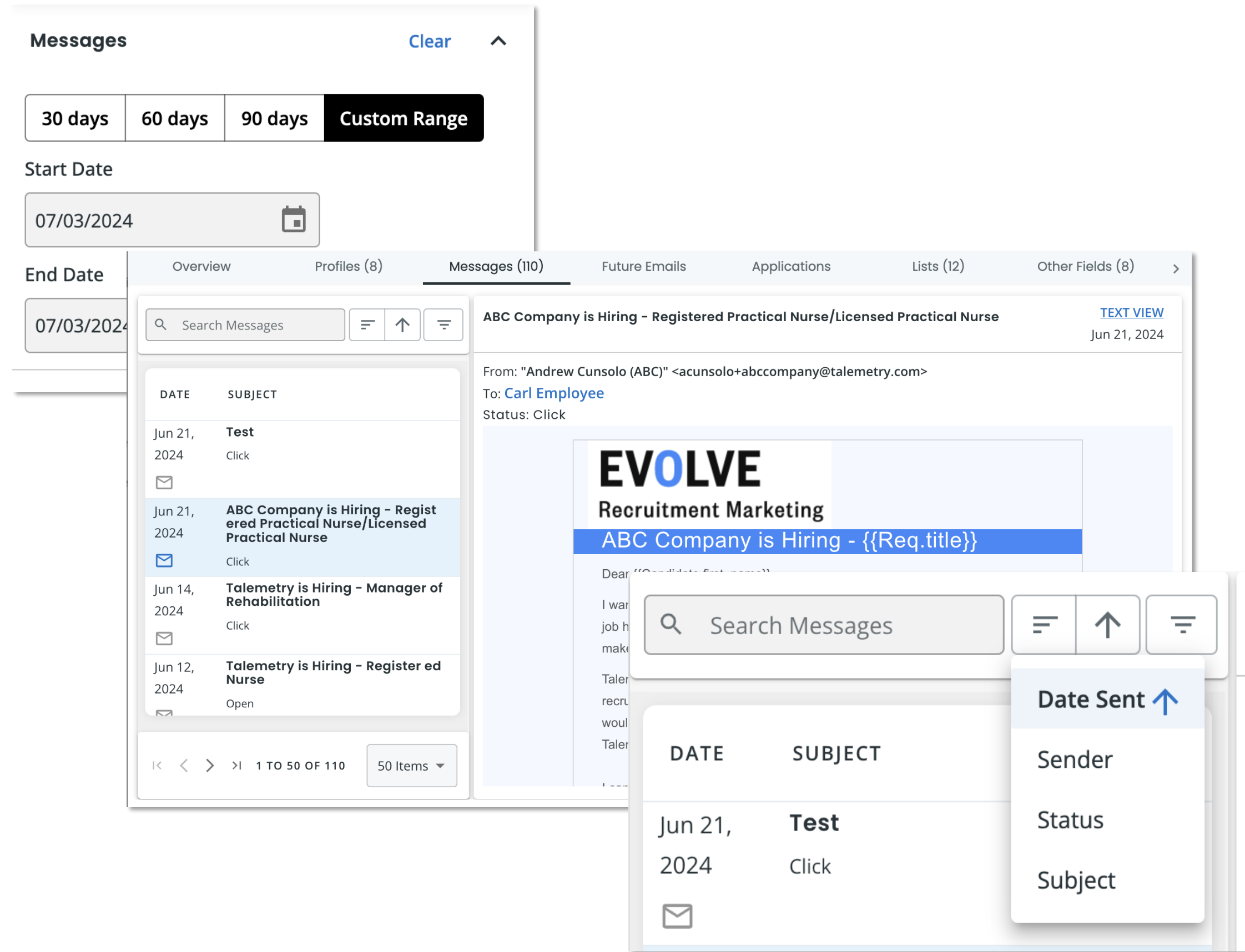
You can now organize messages more easily and find what you need faster with new filtering options. These changes make it simpler to handle complex candidate management tasks and make the CRM easier to use overall.



Recruitment Marketing

Profile Messages Tab Improvements

- Larger message preview
- Enhanced sorting options:
 - Date Sent (default)
 - Sender
 - Status
 - Subject
- Filter by date range
- Improved search:
 - Subject
 - Message content
 - Sender
- Increase page size to 50



Recruitment Marketing


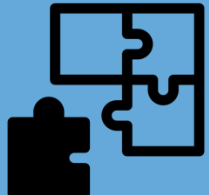

Candidates in Folder Filter

- New Include and Exclude sections
- Filter by:
 - Multiple jobs/folders/talent networks
 - Multiple stages
 - Date added to current stage
 - Date range options:
 - Relative range
 - Specific range
 - Before/After




*Available on-demand (contact Irina Kobets)

The screenshot displays the 'Candidates In Folder' filter interface, divided into two main sections: 'Include these combinations' and 'Exclude these combinations'. Each section features a toggle for 'Find candidates with ALL' or 'ANY values'. The 'Include' section is currently set to 'ANY' and includes filters for '010122' and 'Black Friday Hiring Blitz'. It also has a 'Select Folder' dropdown set to 'Folder stage 3' and a 'Date added to current Stage' section with a 'Relative Range' dropdown and a slider set to 'New - 6 years'. The 'Exclude' section is also set to 'ANY' and includes a filter for '013'. It has a 'Select Folder' dropdown set to 'Folder stage 4' and a 'Date added to current Stage' section with a 'Relative Range' dropdown and a slider set to '3 weeks - Any'.

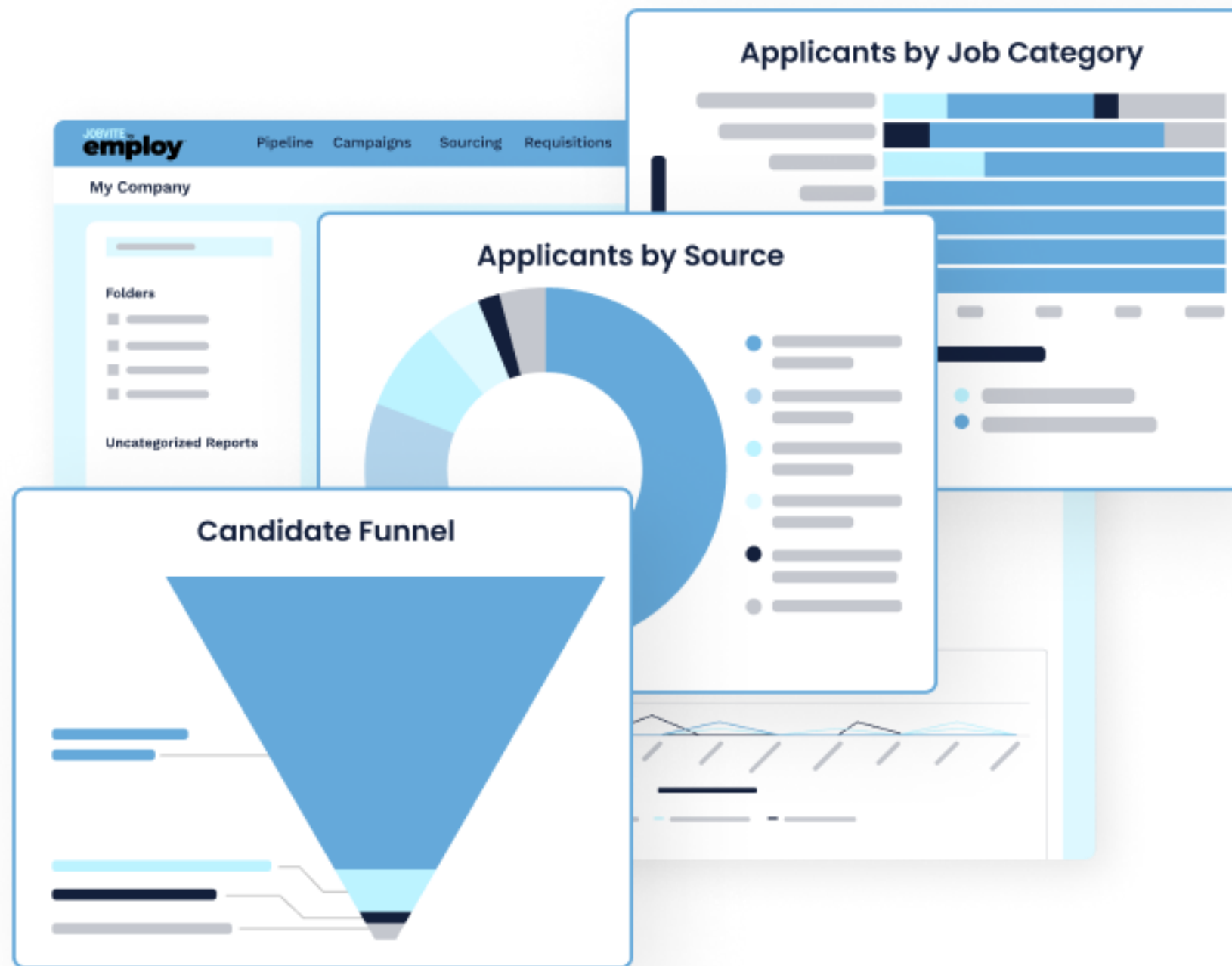
CRM Upgrades

Who is it for	Problem it solves	Benefit
		
Admins and Recruiters	Recruiters need user-friendly tools and advanced filtering and sorting to quickly find candidate details.	<ul style="list-style-type: none">• Faster access to relevant candidate communications• More precise candidate segmentation for targeted engagement• Improved time to hire

CRM Upgrades

Availability	Configuration	Package and Permission
		
<p>October 30, 2024</p> <p>*Candidates in Folder filter available on demand – Contact Irina Kobets</p>	<p>No Configuration Required</p>	<p>Evolve TA Suite / Recruitment Marketing</p>

Analytics



Analytics

Simpler Processes



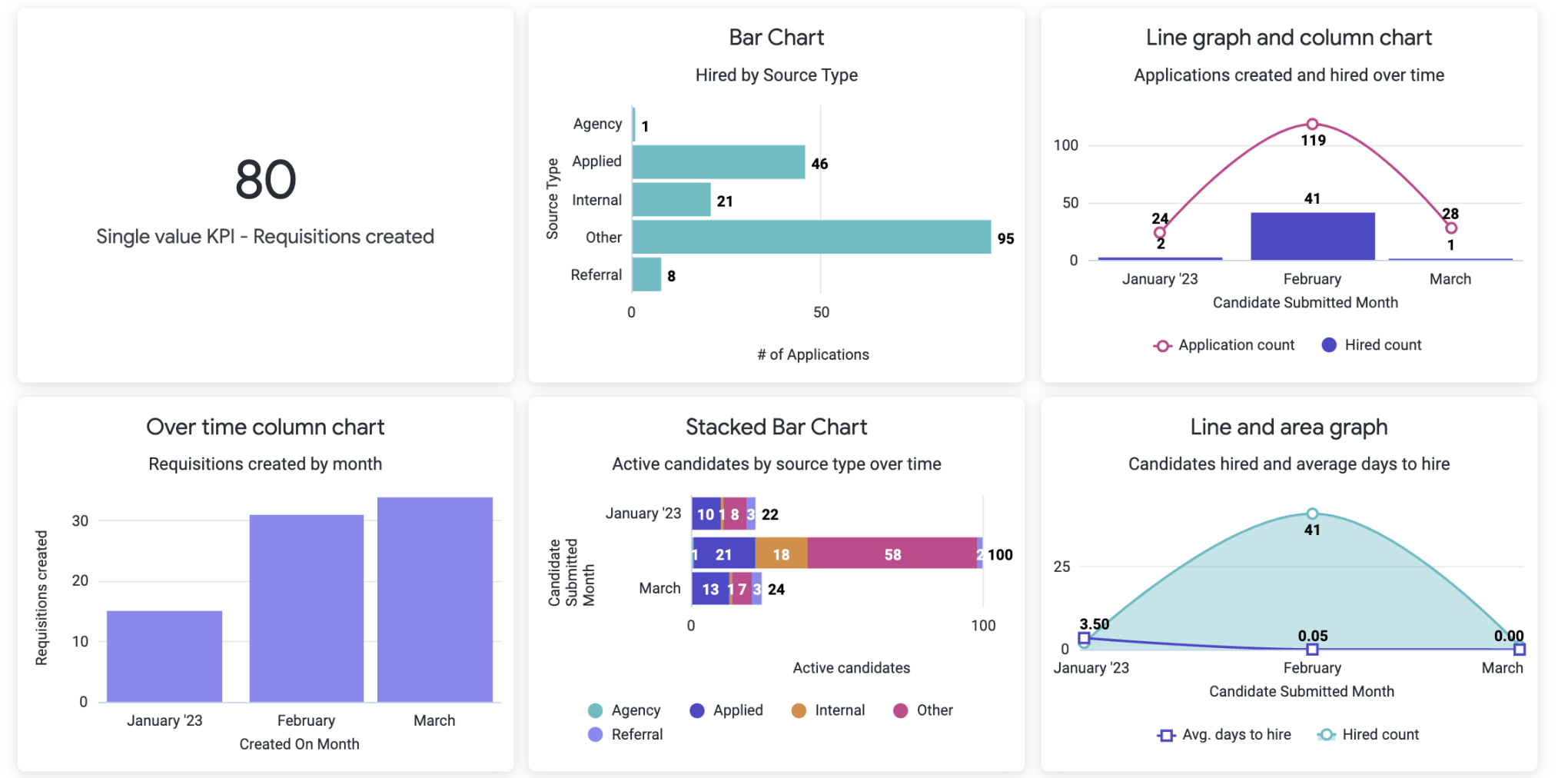
Analytics

Master Analytics with Interactive Tutorials


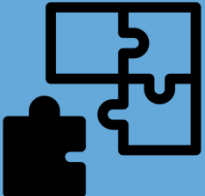

The Tutorials Dashboard offers a safe practice space for Analytics. Explore features with test data, including charts, tooltips, and filters, without affecting real candidate information.

Analytics includes multiple visualization types





Most dashboards have many tiles on one page including different visualization styles you can use for analysis.



Tutorials Dashboard

Who is it for	Problem it solves	Benefit
		
<p>Admins and Recruiters</p>	<p>Customers unfamiliar with the Analytics interface often struggle to use its capabilities effectively. Without a safe place to practice, many avoid exploring the tool's full capabilities.</p>	<ul style="list-style-type: none"> • Practice Analytics safely without risk to real data • Learn with interactive charts, filters, and dashboards • Improve data analysis skills and gain confidence in using Analytics

Tutorials Dashboards

Availability	Configuration	Package and Permission	Additional Notes
			
<p>General Availability - October 30, 2024</p>	<p>Access through the ATS Summary or Recruitment Marketing standard folders</p>	<p>Applicant Tracking / Evolve TA Suite / Recruitment Marketing</p>	<p>This does not show real customer data. These dashboards have been built off a static test data set</p>

Analytics

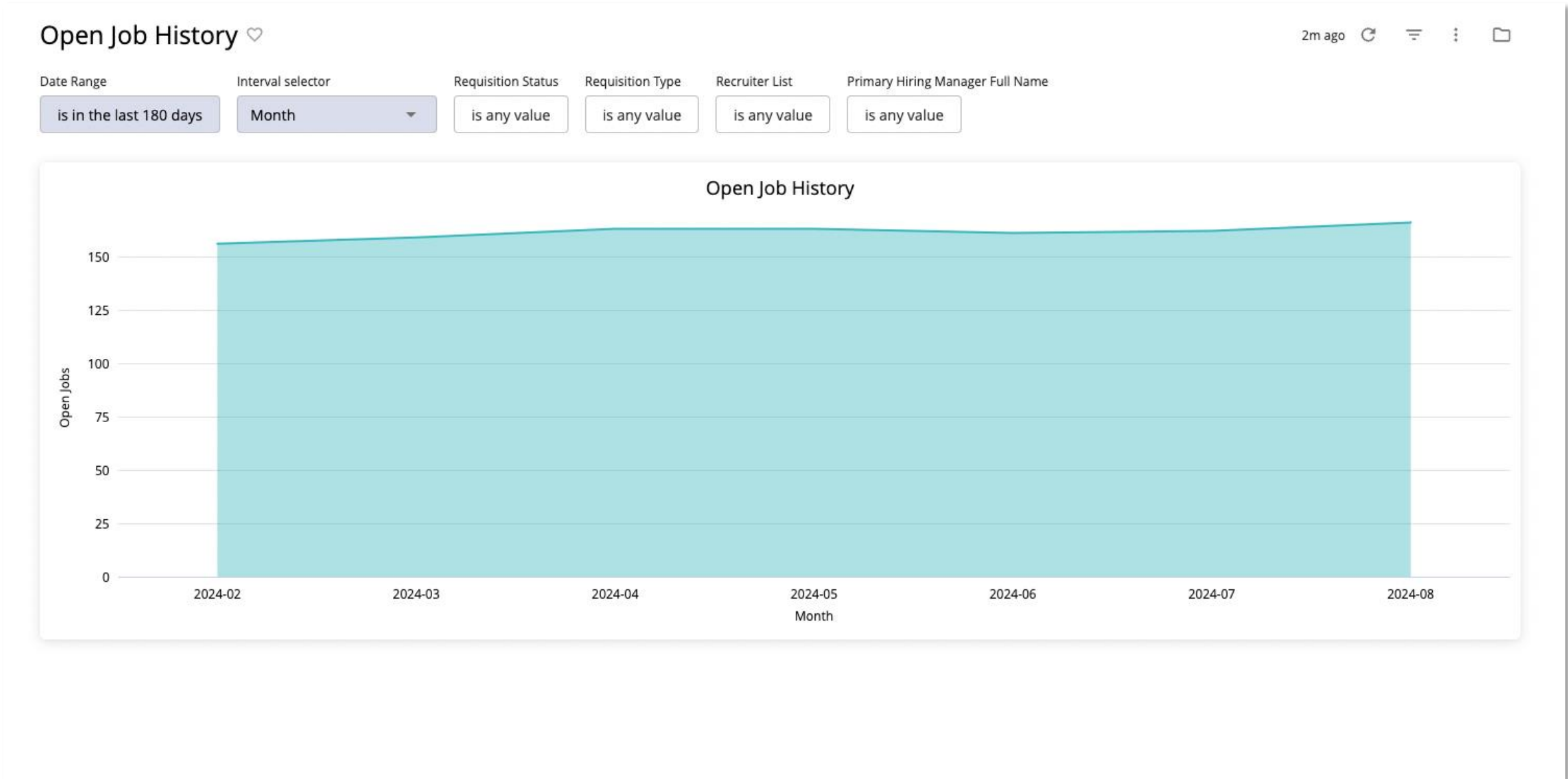
Future-Ready Hiring




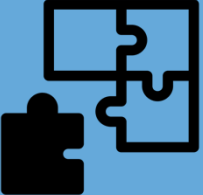

Analytics

Track Job Trends Over Time for Informed Decision-Making




Gain a comprehensive view of past job openings. Compare statuses over time, analyze trends, and access detailed information to improve your hiring strategies.



Open Job History Dashboard

Who is it for	Problem it solves	Benefit
		
Admins and Recruiters	Customers often requested historical job data, but our system couldn't easily show open and closed jobs across multiple time periods.	<ul style="list-style-type: none">• Quickly access past job data• Respond to data requests efficiently with readily available information• Identify patterns in hiring cycles to optimize future recruitment strategies

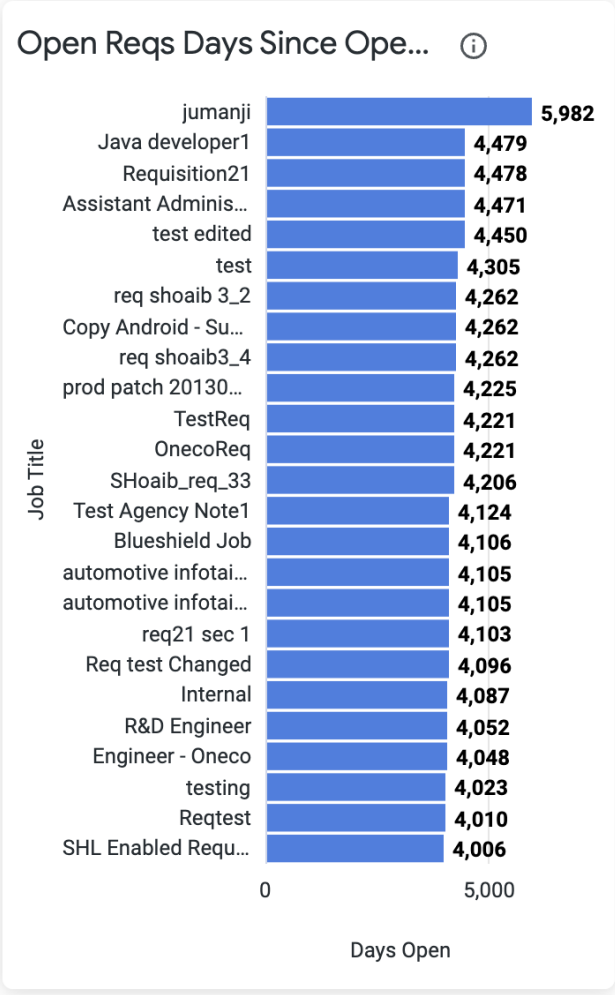
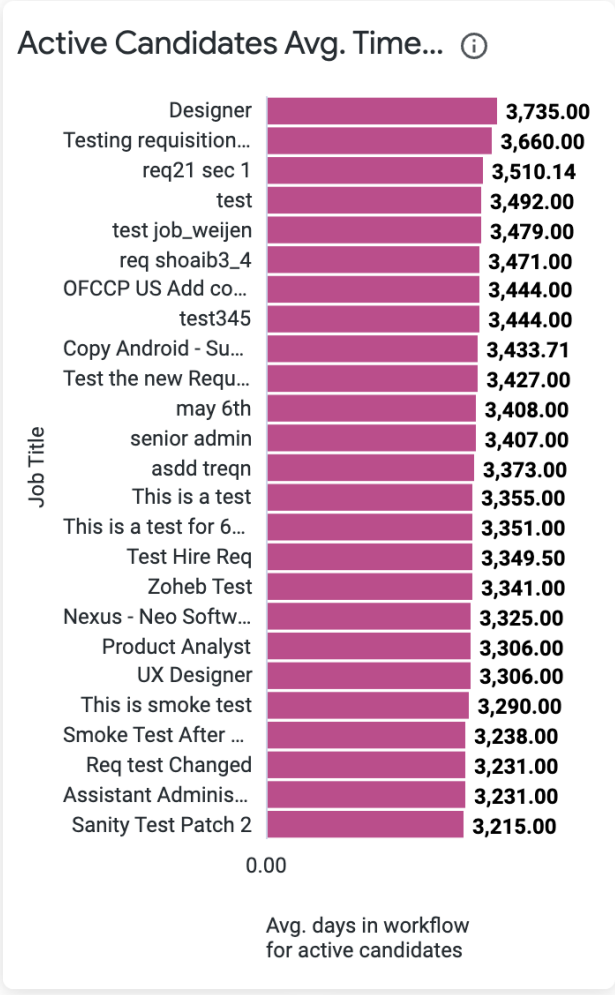
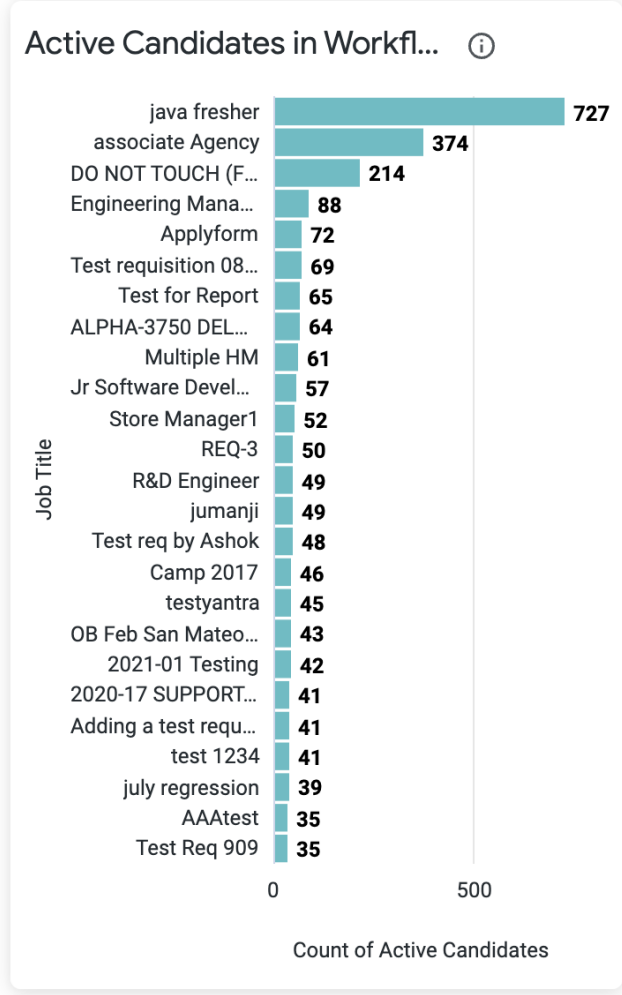
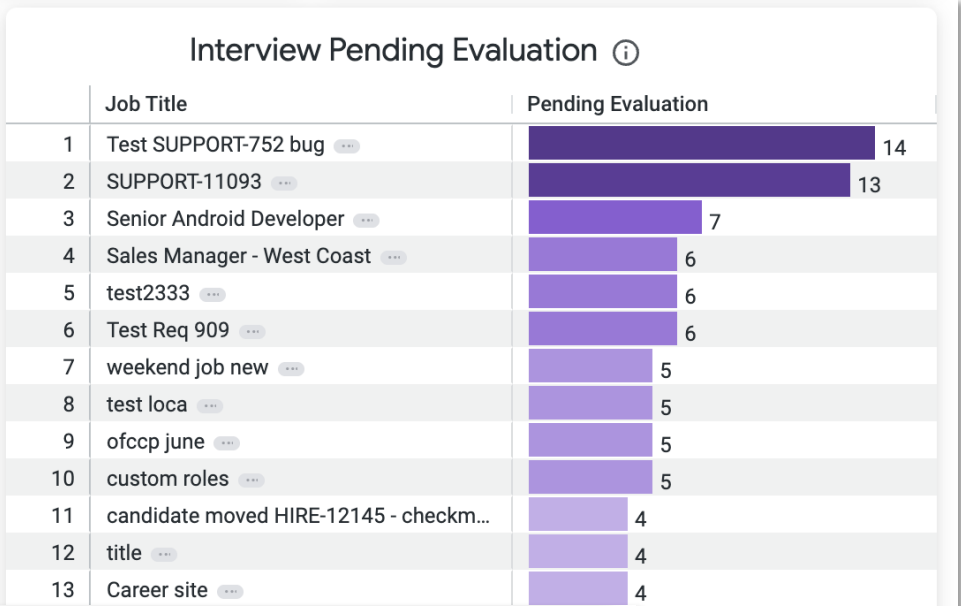
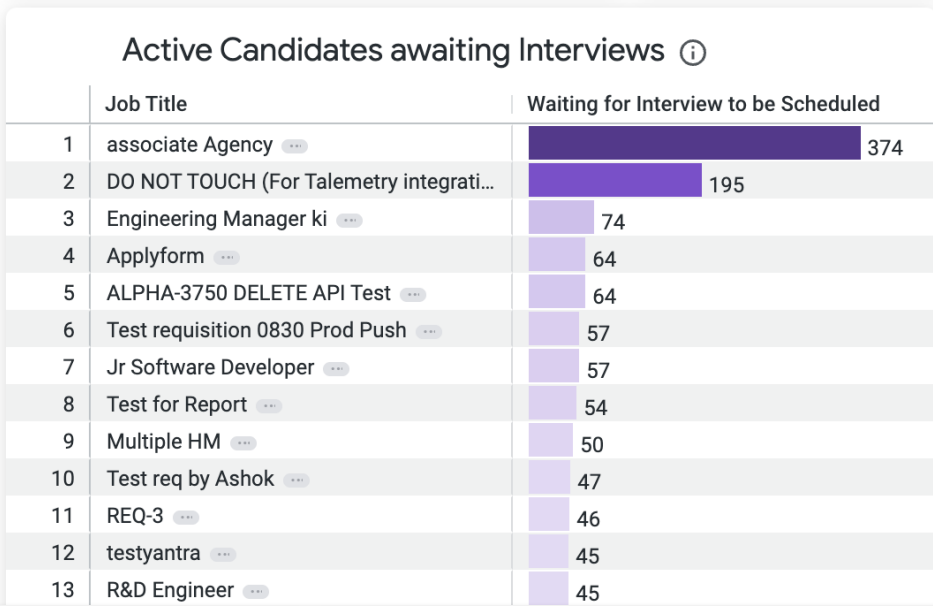
Open Job History Dashboard

Availability	Configuration	Package and Permission
		
General Availability - October 30, 2024	Find this new dashboard in the Applicant Tracking > Requisition section	Applicant Tracking / Evolve TA Suite


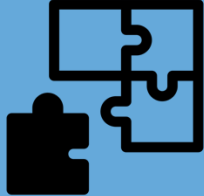

Analytics

Empower Hiring Managers with Real-Time Recruitment Insights




Access a centralized view of key metrics across requisitions and the overall hiring pipeline. Hiring managers can independently track and analyze their recruitment processes without relying on recruiters for data.



Hiring Manager Dashboard

Who is it for	Problem it solves	Benefit
		
<p>Hiring Managers</p>	<p>Hiring managers lacked a dedicated dashboard to monitor their recruitment processes independently, often relying on recruiters for insights and updates.</p>	<ul style="list-style-type: none"> • Access recruitment data directly without waiting for recruiter updates • Identify areas needing attention in the hiring pipeline • Recognize and build upon successful recruitment strategies

Hiring Manager Dashboard

Availability	Configuration	Package and Permission
		
General Availability - October 30, 2024	Find this new dashboard in the User folder	Applicant Tracking / Evolve TA Suite