

**employ**<sup>TM</sup>



# Jobvite Winter Release 2025

Internal Enablement Deck



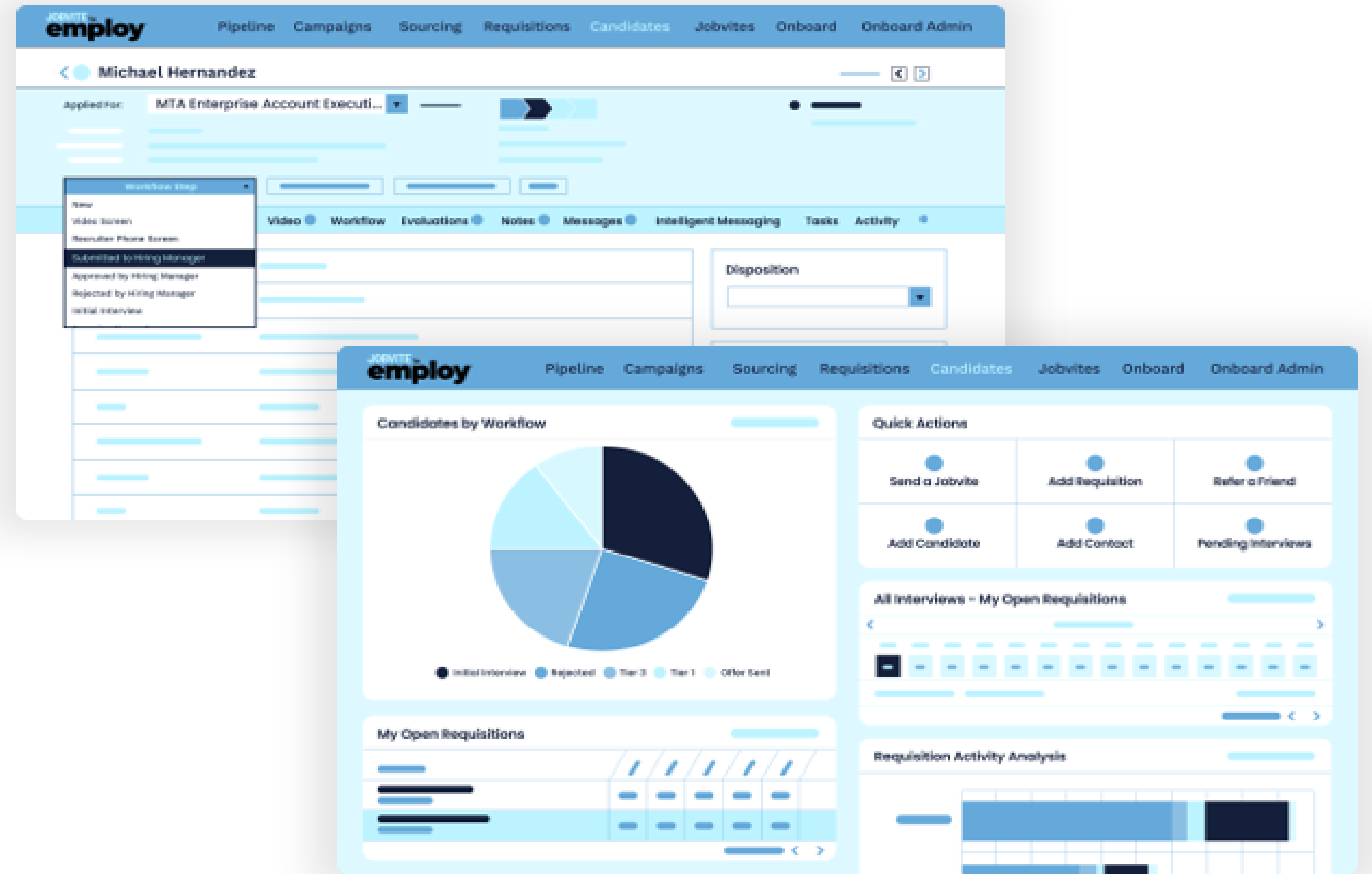
# Recruiting Enhancements Coming Soon

## Mark Your Calendar

- New recruiting capabilities will be released on Wednesday, February 5, 2024



# Applicant Tracking and Onboarding




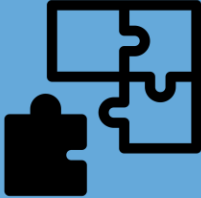

**Evolve Talent Acquisition Suite**

# Easy Access to CRM and ATS Data




Navigate easily between CRM and ATS candidate records. See CRM notes, tags, custom fields, and consent status in the ATS.

The screenshot displays two candidate profiles in the Jobvite system. The top profile is for Andrew Cunsolo, who applied for a 'Technical Lead (1)' position. His record is marked as 'Screened' and includes application dates from 11/21/2024 to 12/10/2024. The bottom profile is for David D., who applied for an 'Engineering' position. His record is also marked as 'Screened' and includes application dates from 11/21/2024 to 12/10/2024. A red box highlights the 'CRM' icon in the navigation bar, and a dropdown menu is open over David D.'s profile, showing options like 'Add To Requisitions', 'Move Candidate', 'Send Jobvite', 'Share Application', and 'CRM Profile'. The 'CRM Profile' option is highlighted in blue. The interface also shows various tabs like 'Feed', 'Workflow', 'Evaluations', 'Notes', and 'Tasks'.

# CRM in ATS

Who is it for	Problem it solves	Benefit
		
Recruiters	Viewing candidate information across separate CRM and ATS systems slows down hiring. Searching multiple places for candidate details disrupts your recruitment workflow	<ul style="list-style-type: none"><li>• Make hiring decisions faster with easier access to CRM and ATS candidate information</li><li>• Save time by not switching between systems</li><li>• Find candidate information quickly</li><li>• Spend less time searching and more time hiring</li></ul>

# CRM in ATS

Availability	Configuration	Package and Permission
		
Feb. 5, 2025	Applications > Source > Features > Enable navigation between CRM profile and Jobvite ATS application	Evolve TA Suite




**Applicant Tracking**

# Provide an Easy Apply Process for Candidates

Improve the candidate experience by allowing job seekers to apply for your jobs without leaving LinkedIn. Access real-time LinkedIn data directly in Jobvite's ATS to easily evaluate applicants.




The screenshot displays the Jobvite ATS interface. At the top, a job listing for 'Software engineer test job dont apply' is shown, with details: 'Sunnyvale, CA · 3 weeks ago · 72 applicants' and 'On-site'. It features 'Easy Apply' and 'Save' buttons. Below this, a candidate's profile is visible, including 'Applied For: Test Job with Scores 1 26062023', 'Source: Job Board', and 'Education: Visvesvaraya Technological University'. A 'Workflow Step' dropdown is set to 'Proceed to Screened'. The 'Candidate Details' table lists: First Name\* (NAVEEN), Last Name\* (NADUVINAMANI), Email Address (applicant.naveen@harman.com), Title (Software Developer), Company (Harman Connected Services), and Jobvite Channel (None). A LinkedIn profile for NAVEEN NADUVINAMANI is shown, with a notice: 'Check if your ATS has the latest profile. This LinkedIn profile was updated 2 months ago and exported 3 years ago. Updated experience - 2mo ago, Updated location - N/A, Updated education - 1y ago, Updated headline - 2mo ago.' The profile includes 'Save to Job' and 'Send InMail' buttons. The background shows the ATS interface with a search bar, navigation icons, and a 'Disposition' dropdown set to 'Select Disposition'. The source is identified as 'JobBoard LinkedIn Apply Connect'.

# LinkedIn Apply Connect

Who is it for	Problem it solves	Benefit
		
Recruiters and Candidates	Finding qualified candidates takes too much time, and you lose potential applicants when redirecting them to another site. Candidates are 50% more likely to drop off when directed to another site to apply.	<ul style="list-style-type: none"><li>• Get more completed applications</li><li>• Improve the candidate experience</li><li>• Receive better quality data</li><li>• Reduce time-to-hire</li><li>• Simplify your application process</li></ul>



# LinkedIn Apply Connect

Availability	Configuration	Package and Permission
		
Feb. 5, 2025	Navigate to Integrations → LinkedIn to enable	Jobvite Applicant Tracking and Evolve TA Suite

**Applicant Tracking**


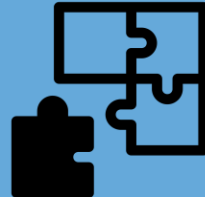

# Organize Teams and Control Data Access

Set up your organizational structure in Jobvite with secure access controls. Manage permissions across business units, locations, and departments.




The screenshot shows the 'EVOLVE Applicant Tracking' interface. The top navigation bar includes 'Requisitions', 'Candidates', 'Onboard', 'Onboard Admin', 'Contacts', and 'Jobvites'. The main header indicates the current path: 'ADMIN / CONFIGURATIONS / ORGANIZATIONAL ELEMENTS'. The page title is 'Create Organizational Elements', with a sub-header explaining that these elements help segment and organize the team, data, and other objects within Jobvite. There are three tabs: 'Business Units', 'Locations' (which is selected), and 'Departments'. A blue 'Add Location' button is in the top right. Below the tabs, a breadcrumb trail reads 'ALL / NORTH AMERICA / UNITED STATES / EAST REGION'. A search bar and a 'Filters' button are present. A table displays 10 results for locations:

LOCATIONS	SUB LOCATIONS	DATE CREATED	CREATED BY	STATUS
Baltimore OFFICE	0	01/10/2024	Senthil Kumar ODS	Active
Boston OFFICE	0	09/18/2018	Senthil Kumar ODS	Active
Columbus	0	01/10/2024	Senthil Kumar ODS	Inactive
Detroit OFFICE	0	01/10/2024	Senthil Kumar ODS	Active
Indianapolis OFFICE	0	09/18/2018	Senthil Kumar ODS	Active
Miami OFFICE	0	09/18/2018	Senthil Kumar ODS	Active
Nashville OFFICE	0	01/10/2024	Senthil Kumar ODS	Active

# Multiple Organizations and Data Segmentation

Who is it for	Problem it solves	Benefit
		
<p>Admins</p>	<p>Managing data access and reporting across multiple business units is challenging. Without proper structure, it's difficult to control sensitive information and generate accurate reports.</p>	<ul style="list-style-type: none"> <li>• Customize your organizational structure</li> <li>• Control access to recruitment data</li> <li>• View relevant information by department, location, or business unit</li> <li>• Create accurate cross-organizational reports</li> </ul>

# Multiple Organizations and Data Segmentation

Availability	Configuration	Package and Permission
		
Phased Release	Navigate to your user menu > Admin > Configurations > View Organizational Elements	Jobvite Applicant Tracking


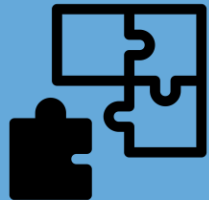

**Applicant Tracking**

# Add Screening Questions to Your Indeed Applications




Ask candidates key questions when they apply on Indeed. Get their answers and application details in one place, directly in Jobvite. Make faster decisions by seeing candidate qualifications right away.

EVOLVE Applicant Tracking	Requisitions	Candidates	Onboard	Onboard Admin	Contacts	Jobvites
		End Date	--			
		Referral Bonus				
		Accepts Calls	No			
		Evaluation Form				
		Pre-Interview Form	Screening Questions			
		test_NS_01	--			

# Indeed Apply with Screening Questions

Who is it for	Problem it solves	Benefit
		
<p>Recruiters and Candidates</p>	<p>Using Indeed Apply simplifies applications, but without screening questions, you miss crucial candidate information.</p>	<ul style="list-style-type: none"> <li>• Get all key candidate information during the application</li> <li>• Keep the application process simple</li> <li>• Eliminate follow-up for missing details</li> <li>• Identify qualified candidates faster</li> </ul>

# Indeed Apply with Screening Questions

Availability	Configuration	Package and Permission
		
Feb. 5, 2025	Navigate to your user menu > Admin > Integrations > Indeed Apply	Jobvite Applicant Tracking and Evolve TA Suite

## Applicant Tracking

# Update Multiple Requisition Statuses at Once




Edit multiple requisition statuses at the same time. Save time when you need to update several requisitions with the same information.

The screenshot displays the 'Requisitions' management interface. On the left, there are filters for 'Refine By', 'Search', 'Status' (currently set to 'Active'), 'Awaiting My Approval', 'Recruiter', 'Hiring Manager', and 'Posting Type'. The main area shows a list of requisitions with columns for 'Updated', 'Candidates', and 'Requisition Id'. A 'Change Status' modal is open, indicating that 5 requisitions will have their status changed. A dropdown menu for 'Select New Status' is visible, with 'On Hold' selected. The background table shows the following data:




Updated	Candidates	Requisition Id
12/06/2024	0 Active	705
12/05/2024	0 Active	703
12/04/2024	23 Active	614
12/03/2024	0 Active	700
11/26/2024	2 Active	696



# Bulk Edit Requisition Status

Who is it for	Problem it solves	Benefit
		
<p>Recruiters</p>	<p>Updating each requisition one at a time, opening new screens for every change. This takes too much time when managing many positions. Teams need a way to update multiple requisitions at once.</p>	<ul style="list-style-type: none"> <li>• Update multiple requisitions at once</li> <li>• Save time making the same changes to requisitions</li> <li>• Reduce manual work</li> <li>• Improve accuracy</li> <li>• Handle bulk updates efficiently</li> </ul>

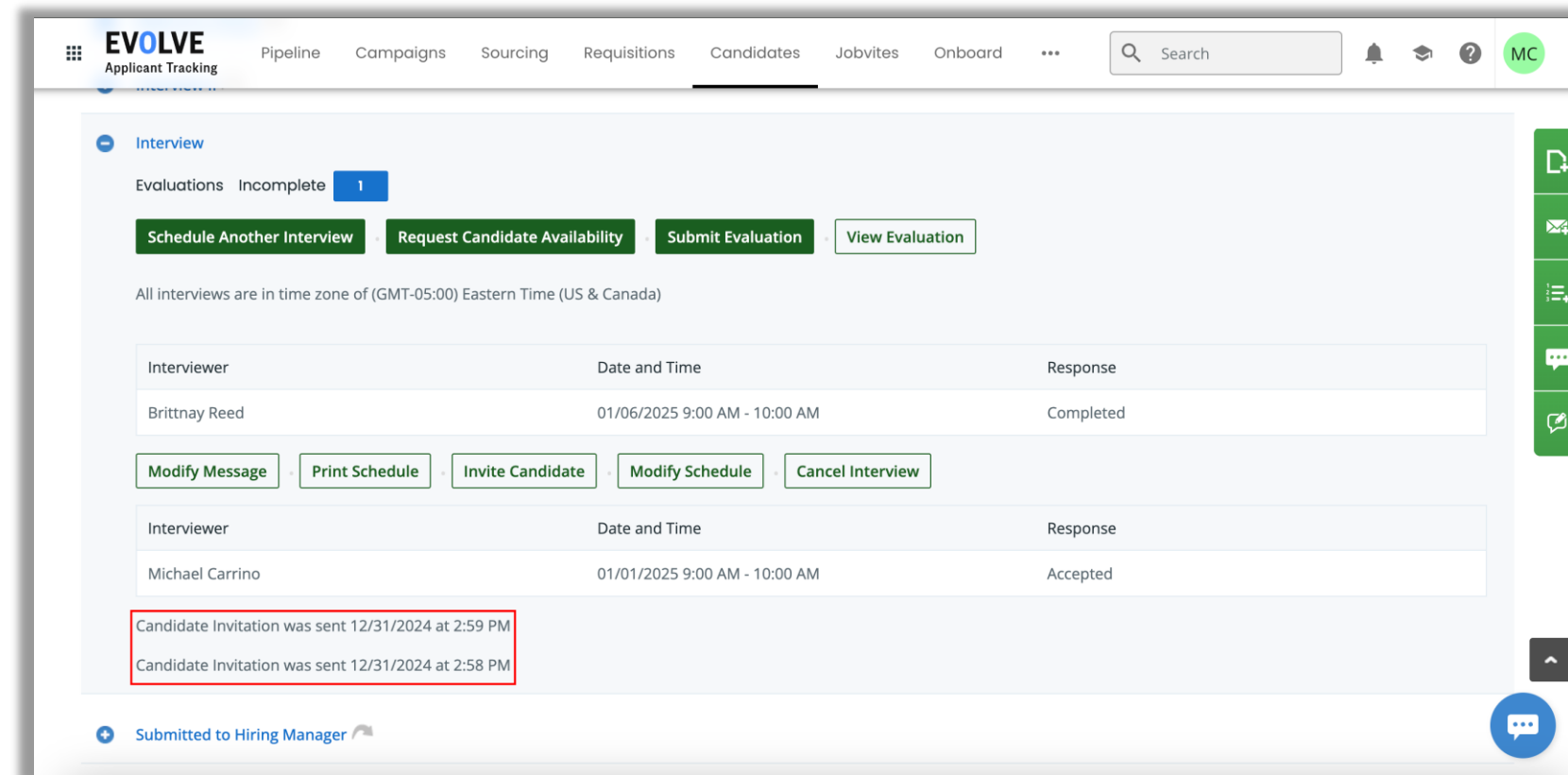
# Bulk Edit Requisition Status

Availability	Configuration	Package and Permission
		
Feb. 5, 2025	N/A	Jobvite Applicant Tracking and Evolve TA Suite


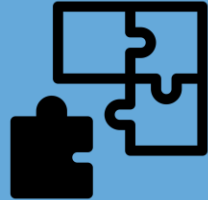

## Applicant Tracking

# Automatically Send Interview Details to Candidates




Send interview details and screening forms automatically when candidates advance stages or accept interview invitations.



# Automated Candidate Invitations

Who is it for	Problem it solves	Benefit
		
<p>Recruiters</p>	<p>Manually sending interview invitations and screening forms takes time – about 4 click (12-15 seconds) per candidate. Forgotten follow-ups delay hiring and risk missing key communications.</p>	<ul style="list-style-type: none"> <li>• Send forms automatically</li> <li>• Eliminate manual follow-ups</li> <li>• Reduce missed communications</li> <li>• Speed up hiring process</li> <li>• Save time spent on each candidate</li> <li>• Keep candidates informed</li> </ul>

# Automated Candidate Invitations

Availability	Configuration	Package and Permission
		
Feb. 5, 2025	Requires configuration (update Interview Types and Scheduling)	Jobvite Applicant Tracking and Evolve TA Suite

## Applicant Tracking

# Find Automations Faster

Find automation engines quickly with new sort and filter options. Sort by last updated and filter by active status to locate the engines you need to review or edit.

< | Automation Settings

### Automation


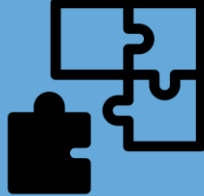

Create and manage automated actions based on requisition activity. Only active candidates will be updated via the Automation. Add New Automation

9 RESULTS Search Automation Filters Sort By : Last Updated ↓




STATUS: ALL Clear All

NAME	STATUS	TYPE	TRIGGER	CONDITION	ACTION	LAST UPDATED ↓	
<a href="#">CS OnDemand</a>	Active	On Demand	Requisition	Requisition Status equals Closed,R...	Set candidate disposition to Offer Declined,Move candi...	11/25/2024 Updated by Michael Carrino	⋮
<a href="#">Closed Requisition_Screened</a>	Active	Automated	Requisition	Requisition Status equals Filled,Re...	Set candidate disposition to Interviewed & No Match	11/5/2024 Updated by Michael Carrino	⋮
<a href="#">Close Requisition_interviewed</a>	Active	Automated	Requisition	Requisition Status equals Closed,R...	Set candidate disposition to Other Candidate Selected,...	11/5/2024 Updated by Michael Carrino	⋮
<a href="#">Requisition Filled</a>	Active	Automated	Requisition	Requisition Status equals Filled,Re...	Set candidate disposition to Other Candidate Selected,...	8/22/2024 Updated by Michael Carrino	⋮
<a href="#">Reject Candidate After 15 days</a>	Inactive	Automated	Requisition	Requisition Department equals Cu...	Set candidate disposition to Candidate No Response,M...	5/2/2024 Updated by Michael Carrino	⋮

# Automation Engine Sorting and Filtering

Who is it for	Problem it solves	Benefit
		
<p>Admins</p>	<p>Managing multiple automations is difficult without proper search tools. Scrolling through long lists to find specific automations creates unnecessary work.</p>	<ul style="list-style-type: none"> <li>• Find automations quickly</li> <li>• Manage multiple automations efficiently</li> <li>• Eliminate manual searching</li> <li>• Access automations instantly</li> <li>• Track recent updates</li> </ul>

# Automation Engine Sorting and Filtering

Availability	Configuration	Package and Permission
		
Feb. 5, 2025	N/A	Jobvite Applicant Tracking and Evolve TA Suite




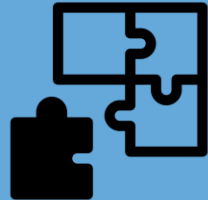

**Onboarding**

## 2025 Canada and U.S. Tax Forms




Provide new hires with the latest 2025 tax forms automatically. Keep tax withholding accurate and compliant across U.S. and Canada.



# 2025 Canada and U.S. Tax Forms

Who is it for	Problem it solves	Benefit
		
Recruiters	<p>Manually tracking and updating tax forms creates compliance risks. HR teams spend time monitoring form changes and may accidentally use outdated versions during onboarding.</p>	<ul style="list-style-type: none"> <li>• Automatically provide current tax forms</li> <li>• Maintain compliance effortlessly</li> <li>• Avoid outdated forms</li> <li>• Streamline onboarding</li> <li>• Reduce administrative work</li> </ul>

# 2025 Canada and U.S. Tax Forms

Availability	Configuration	Package and Permission
		
Early January 2025	N/A	Jobvite Applicant Tracking and Evolve TA Suite

**Onboarding**

# Verify Eligibility Automatically


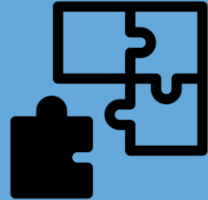

Automatically check social security numbers against an organization's records during onboarding to ensure hiring eligibility and compliance.

The screenshot displays the 'EVOLVE Applicant Tracking' interface. The main navigation bar includes 'Requisitions', 'Candidates', 'Onboard', 'Onboard Admin', 'Contacts', and 'Jobvites'. The current page is 'Onboarding Process Templates', showing a configuration for 'Seasonal Hires process' (Active status). The interface includes a 'Bulk Ready' toggle, a language selector for 'English (United States)', and buttons for 'Preview / Order', 'Cancel', and 'Save'. Two tables are visible: 'Groups (2)' and 'Task templates (3)'. The 'Verification Task' section is highlighted with a blue box, showing a checked checkbox for 'Add a verification task' and a dropdown menu for 'Select a task'. Other fields include 'Name', 'Description', 'Corporate account' (unchecked), 'Portal' (OBPOR), 'Status' (Active), 'Orchestrator' (NA Nidhi Admin), and 'Watchers' (Select Watchers).




Task Group Name	Description	Status	Actions
All Document upload		Active	
IT group task	This group task template is for activities related to IT support during onboarding.	Active	

Task Template Name	Description	Status	Actions
Bulk Corp email task	This template is for bulk processing.	Active	
1 New hire document upload		Active	
Policy review task		Active	

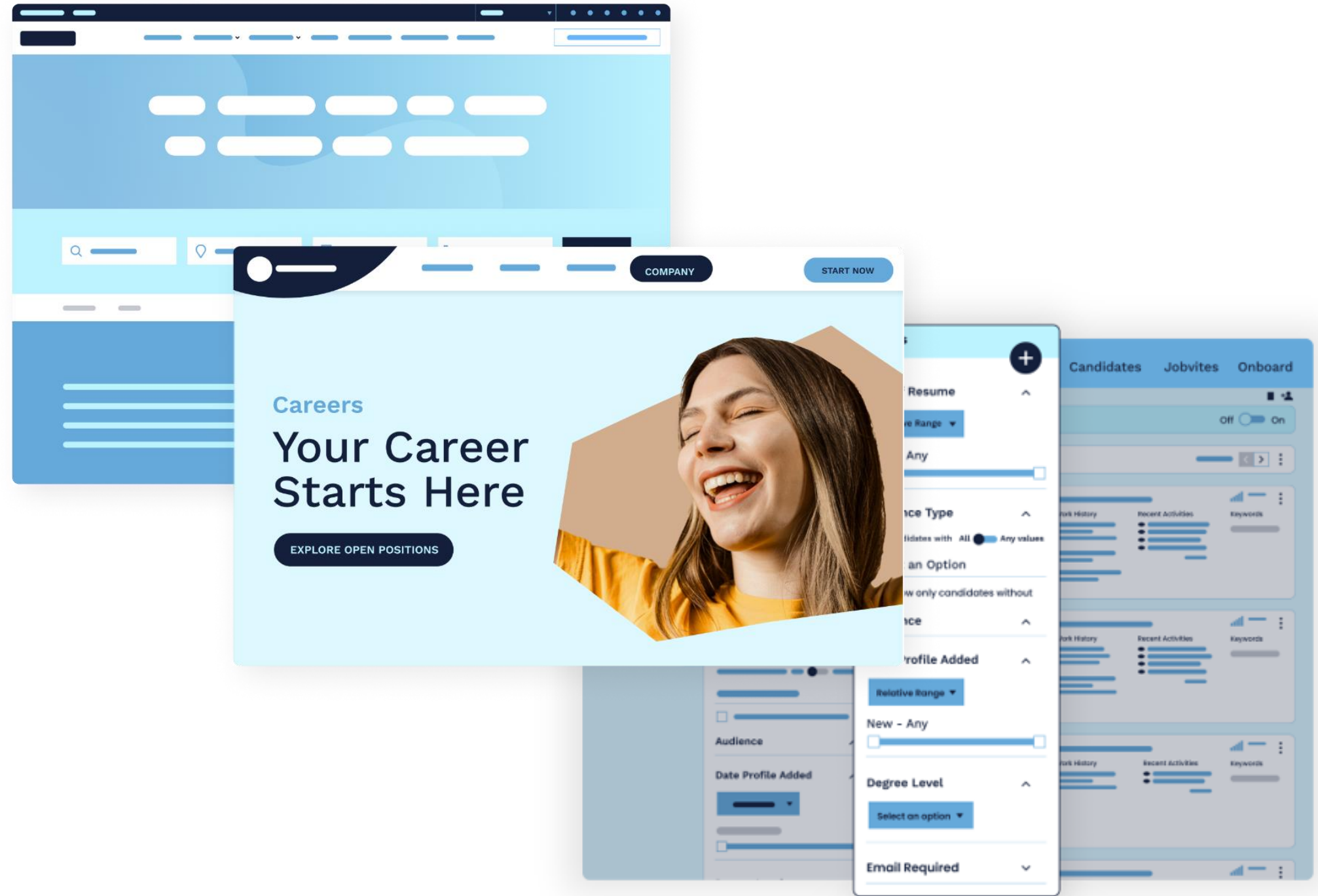
# Social Security Number Verification

Who is it for	Problem it solves	Benefit
		
<p>Recruiters</p>	<p>Manual SSN verification is time-consuming and prone to errors. Checking numbers against company records during onboarding creates compliance risks and delays.</p>	<ul style="list-style-type: none"> <li>• Prevent ineligible rehires</li> <li>• Automate eligibility checks</li> <li>• Ensure hiring compliance</li> <li>• Minimize onboarding risks</li> <li>• Save time on manual verifications</li> </ul>

# Social Security Number Verification

Availability	Configuration	Package and Permission
		
Feb. 5, 2025	<ol style="list-style-type: none"><li>1. Submit a Help Center ticket to enable the SSN Verification feature for your account.</li><li>2. An Onboarding Admin at your company should set up the SFTP configuration necessary to use the feature.</li></ol>	Onboarding

# Recruitment Marketing



**Recruitment Marketing**

# Personalized Questions Based on Candidate Answers

Create personalized application forms where follow-up questions appear based on multiple choice or multiple answers selected by the candidate.

×

Welcome

LICENSED PRACTICAL NURSE (LPN) (FULL TIME)

STEP 1 OF 3

First Name \*  
Test

Last Name \*  
Candidate

Email \*  
testcandidate@gmail.com

Which countries are you interested in working from? \*

- Canada
- United States
- Japan

**NEXT**

CANCEL

LICENSED PRACTICAL NURSE (LPN) (FULL TIME) Richmond Office 1

Which countries are you interested in working from? \*


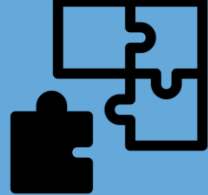

- Canada
- United States
- Japan

Which of the following Canadian Cities are of interest?




- Montreal, QC
- Toronto, ON
- Ottawa, ON
- Kitchener, ON



# Apply Conditional Questions with Multiple Answers

Who is it for	Problem it solves	Benefit
		
<p>Recruiters and Candidates</p>	<p>Traditional application forms show every question to every candidate, making it hard to collect role-specific information. This leads to lengthy applications with irrelevant questions, higher candidate drop-off rates, and missed opportunities to gather important details.</p>	<ul style="list-style-type: none"> <li>• Collect more relevant candidate information</li> <li>• Create custom application flows</li> <li>• Reduce time reviewing unnecessary responses</li> <li>• Improved application experience for candidates</li> </ul>

# Apply Conditional Questions with Multiple Answers

Availability	Configuration	Package and Permission
		
<p>Feb. 5, 2025</p>	<p>N/A - available for all customers with Apply Workflow module</p>	<p>Evolve Recruitment Marketing and Evolve TA Suite</p>

**Recruitment Marketing**


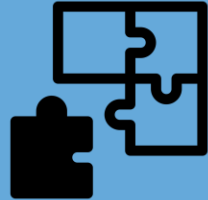

# Make Your Jobs Easier to Find

Make it easier for candidates to find relevant jobs on your career site. Jobs appear even when people use different titles, make typo mistakes, or enter military service codes, ensuring qualified candidates find your opportunities.




The screenshot shows a job search interface for BlackBear Communications. The search term 'manger' is entered in the search bar, and 1683 jobs are found. The results are displayed in a table with columns for Job Title and Location. A filter sidebar on the left allows filtering by Country, State, and City, with a 'Set Up Job Alerts' button.

Filter Your Results	Job Title	Location
Country +	Project Engineer Staff (Level 4)	Orlando, FL, United States
State +	Program Manager	New York, NY, United States
City +	System Integration and Test Engineer Senior Manager	Littleton, CO, United States
<a href="#">Set Up Job Alerts</a>	Multi-functional Manufacturing Associate Manager, F-16 Program	Greenville, SC, United States
	Data Engineer Associate Manager - Virtual	Bethesda, MD, United States
	Luke Air Force Base Site Manager, F-35 Program (Level 6)	Luke Air Force Base, AZ, United States
	Research Scientist (Level 3)	Fort Worth, TX, United States
	Technical Training Team Lead / Grand Prairie, TX	Grand Prairie, TX, United States

# Advanced Job Search in Recruitment Marketing Career Sites

Who is it for	Problem it solves	Benefit
		
<p>Recruiters and Candidates</p>	<p>Job seekers often leave career sites when they can't find the right jobs. This happens when they make typo mistakes, use different job titles, or try to match their military experience to civilian jobs. Both employers and job seekers miss out on good opportunities.</p>	<ul style="list-style-type: none"> <li>• Maximize career site traffic to attract the most qualified candidates</li> <li>• Increase overall candidate conversion</li> <li>• Match job searches even with spelling mistakes and acronyms</li> <li>• Show job seekers more accurate search results</li> <li>• Improve support for military veteran career search</li> </ul>

# Advanced Job Search in Recruitment Marketing Career Sites

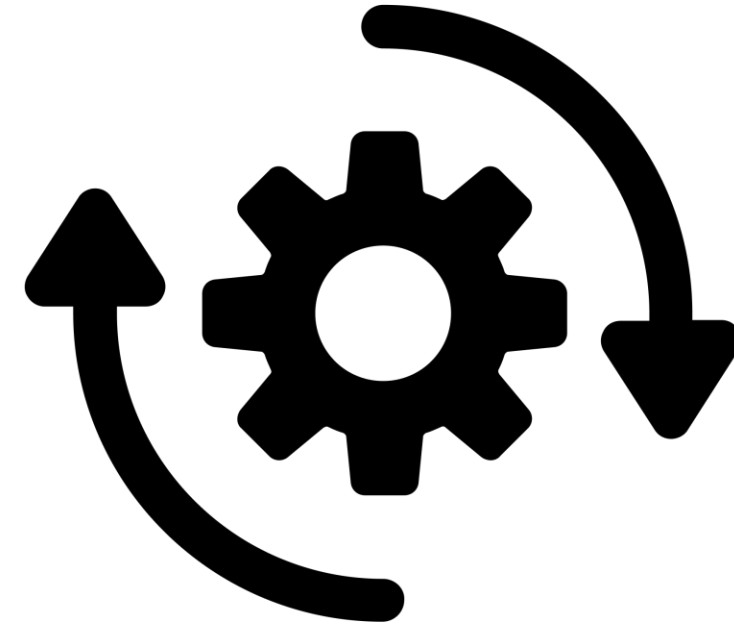
Availability	Configuration	Package and Permission
		
<p>March 31, 2025</p>	<p>Accounts &gt; Edit Account &gt; Features</p> <ul style="list-style-type: none"> <li>• Enable Open Search Career Site Job Search               <ul style="list-style-type: none"> <li>• Enable Advanced Open Search</li> </ul> </li> </ul>	<p>Any customer with a contract line item for “Google Cloud Job Search”, “Talemetry Recruitment Marketing - Google Cloud” or “Google Cloud” will be automatically migrated by March 31, 2025.</p>

## Recruitment Marketing


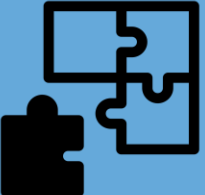

### Vendor Access to CRM Data

Give third-party vendors direct access to candidate information




- Search and filter candidates by date, status, or other criteria
- Access complete candidate details, from work history to resumes



# CRM Candidate Data API

Who is it for	Problem it solves	Benefit
		
<p>API Users</p>	<p>Customers using third-party vendors for services not provided by Recruitment Marketing (such as background checks) need a way to share candidate data from the CRM.</p>	<ul style="list-style-type: none"> <li>• Improved efficiency with automated data access</li> <li>• Time savings by eliminating manual transfers</li> <li>• Faster background checks and other third-party services</li> <li>• Flexibility to integrate third-party services seamlessly</li> </ul>

# CRM Candidate Data API

Availability	Configuration	Package and Permission
		
Feb. 5, 2025	N/A	Evolve Recruitment Marketing and Evolve TA Suite



**employ**<sup>™</sup>

Thank you